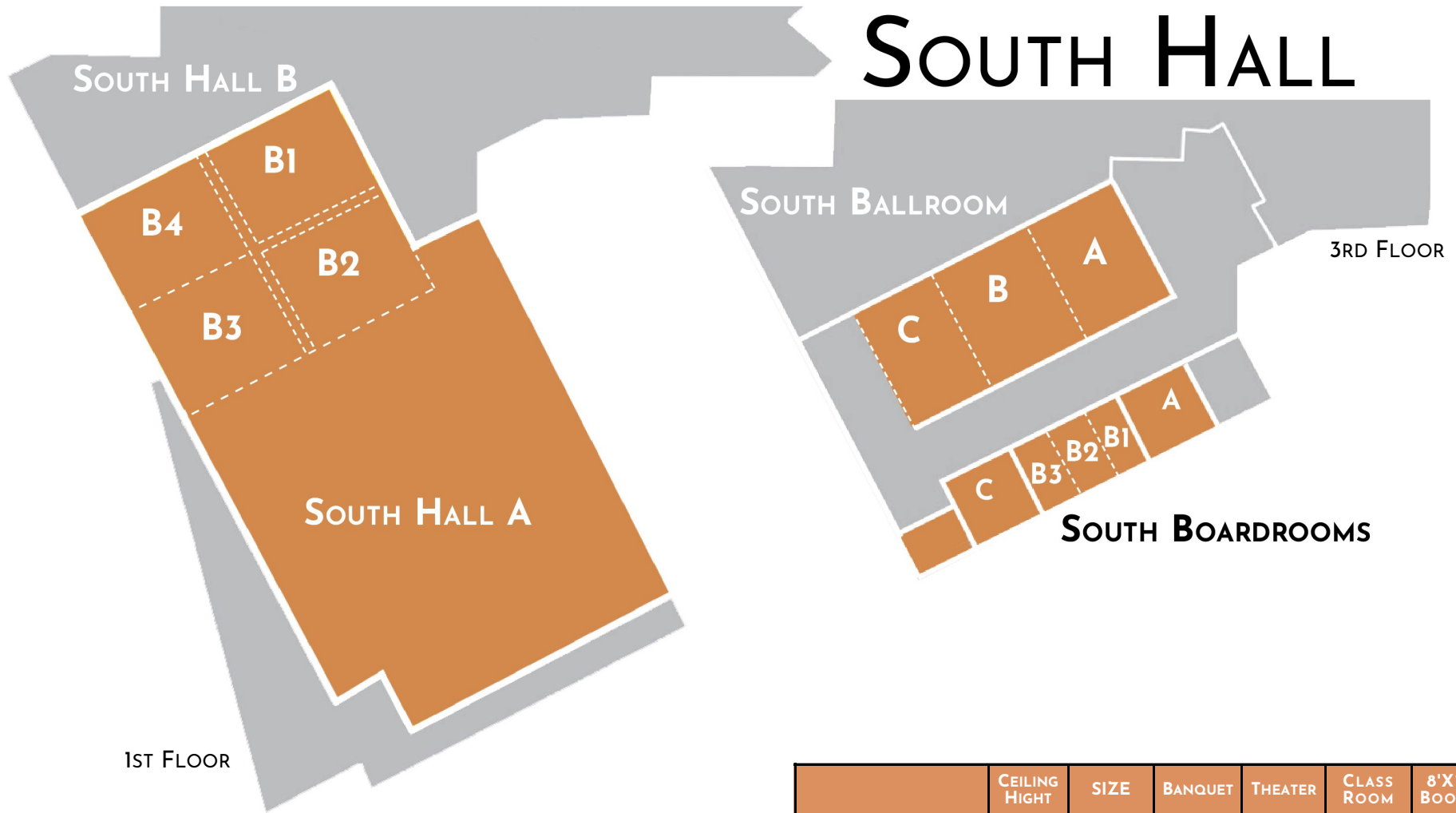


# SOUTH HALL



	CEILING HEIGHT	SIZE	BANQUET	THEATER	CLASS ROOM	8'X10' BOOTH*	10'X10' BOOTH*
<b>SOUTH HALL A&amp;B</b>	35-47'	260' X 149'	2304	7,766	2,766	207	186
<b>SOUTH HALL A</b>	35-47'	155' X 149'	1152	2,880	1,842	129	120
<b>SOUTH HALL B</b>	17'6"	117' X 104'	880	1,624	1008	69	52
<b>SOUTH HALL B1</b>	17'6"	43' X 50'	128	260	162	-	-
<b>SOUTH HALL B2</b>	17'6"	52' X 50'	128	335	162	-	-
<b>SOUTH HALL B3</b>	17'6"	52' X 58'	160	416	198	-	-
<b>SOUTH HALL B4</b>	17'6"	52' X 58'	200	392	210	-	-
<b>SOUTH HALL B3&amp;B4</b>	17'6"	104' X 58'	400	-	-	-	-
<b>SOUTH HALL B1&amp;B4</b>	17'6"	115' X 52'	400	-	-	-	-
<b>SOUTH HALL B2&amp;B3</b>	17'6"	115' X 51'	320	-	-	-	-

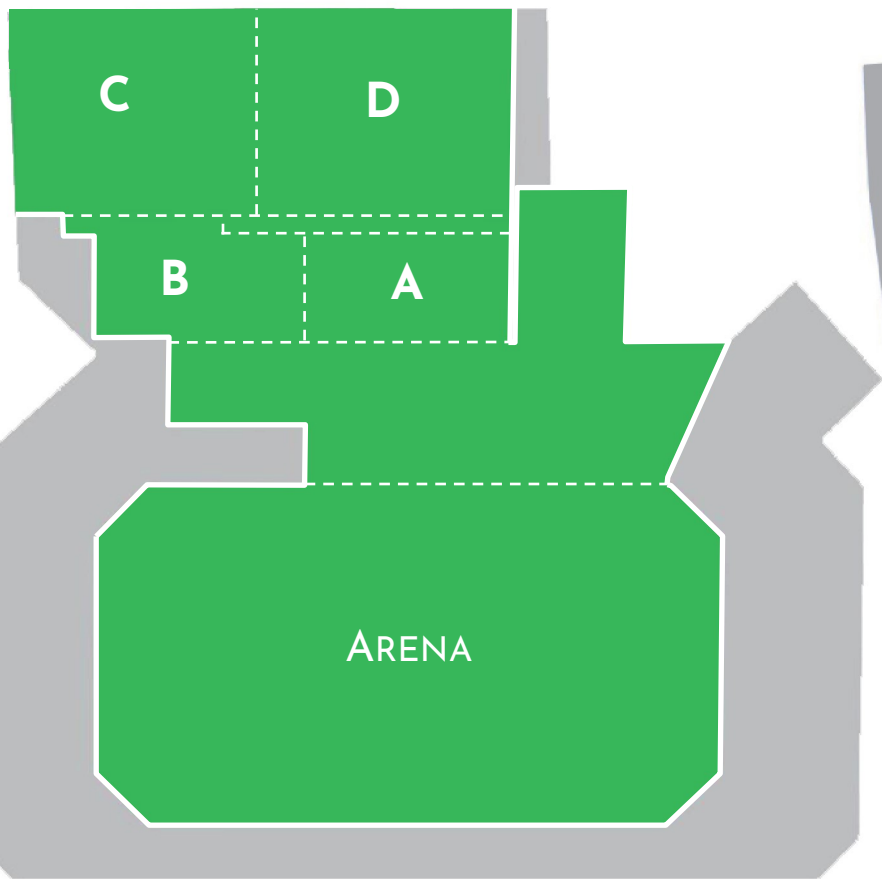
	CEILING HEIGHT	SIZE	BANQUET	THEATER	CLASS ROOM	8'X10' BOOTH*	10'X10' BOOTH*
<b>SOUTH BALLROOM</b>	18'	134' X 49'	450	912	486	49	36
<b>SOUTH BALLROOM A</b>	18'	35' X 49'	120	224	120	-	-
<b>SOUTH BALLROOM B</b>	18'	35' X 49'	120	224	120	-	-
<b>SOUTH BALLROOM C</b>	18'	41' X 49'	120	280	120	-	-
<b>BOARDROOM</b>	12'	18' X 24'	12	-	-	-	-
<b>BOARDROOM A</b>	12'	25' X 29'	40	70	48	-	-
<b>BOARDROOM B</b>	12'	25' X 45'	80	110	72	-	-
<b>BOARDROOM B1</b>	12'	25' X 14'	20	25	12	-	-
<b>BOARDROOM B2</b>	12'	25' X 16'	30	50	24	-	-
<b>BOARDROOM B3</b>	12'	25' X 16'	20	25	12	-	-
<b>BOARDROOM C</b>	12'	25' X 16'	40	70	48	-	-

\*Numbers may vary based on layout direction.  
 \*\*Power placement information upon request.

# NORTH HALL

# LA-CROSSE CENTER

EXPERIENCE THE MAGNIFICENT

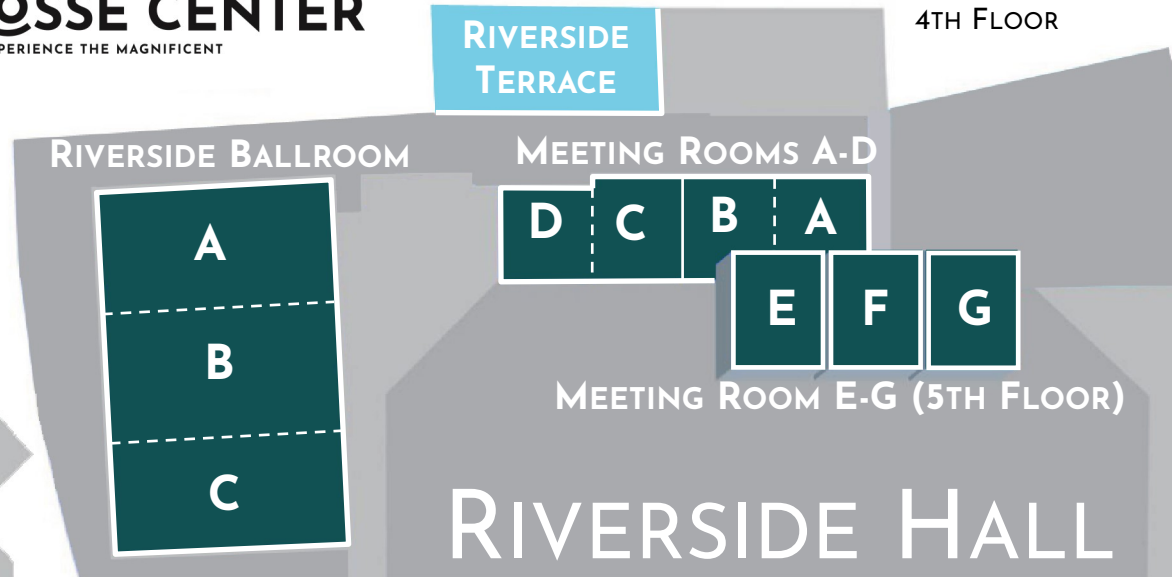


1ST FLOOR

	CEILING HEIGHT	SIZE	BANQUET	THEATER	CLASS ROOM	8'X10' BOOTH*	10'X10' BOOTH*
NORTH HALL	28'-33'	104' X 160'	888	1,794	825	82	65
NORTH HALL A	28'-33'	61' X 32'	96	255	84	-	-
NORTH HALL B	28'-33'	67' X 41'	128	340	111	-	-
NORTH HALL C	28'-33'	84' X 61'	256	612	267	-	-
NORTH HALL D	28'-33'	75' X 61'	264	580	225	-	-
NORTH HALL ATRIUM	8'	-	-	-	-	-	-
ARENA	45'-57'	200' X 108'	1,080	7,000	1,050	145	145

\*Numbers may vary based on layout direction.  
 \*\*Power placement information upon request.

4TH FLOOR



	CEILING HEIGHT	SIZE	BANQUET	THEATER	CLASS ROOM
RIVERSIDE BALLROOM	18'	141' X 78'	660	1,140	900
RIVERSIDE BALLROOM A	18'	48' X 78'	240	380	288
RIVERSIDE BALLROOM B	18'	43' X 78'	180	304	288
RIVERSIDE BALLROOM C	18'	49' X 78'	240	380	288
RIVERSIDE BALLROOM A&B	18'	93' X 78'	420	684	576
RIVERSIDE BALLROOM B&C	18'	94' X 78'	420	684	576
MEETING ROOM A	8'	38' X 30'	60	96	69
MEETING ROOM B	8'	38' X 30'	60	96	69
MEETING ROOM C	8'	35' X 33'	50	89	72
MEETING ROOM D	8'	31' X 33'	50	84	60
MEETING ROOM A&B	8'	76' X 30'	120	221	162
MEETING ROOM C&D	8'	66' X 33'	120	216	144
MEETING ROOM E	8'	37' X 27'	60	94	69
MEETING ROOM F	8'	37' X 27'	60	94	69
MEETING ROOM G	8'	39' X 28'	60	95	69
RIVERSIDE TERRACE	-	83' X 38'	120	250	-